



Model Number

ML100-8-H-100-5986

Background suppression sensor
With fixed cable and M8 device plug, 3-pin

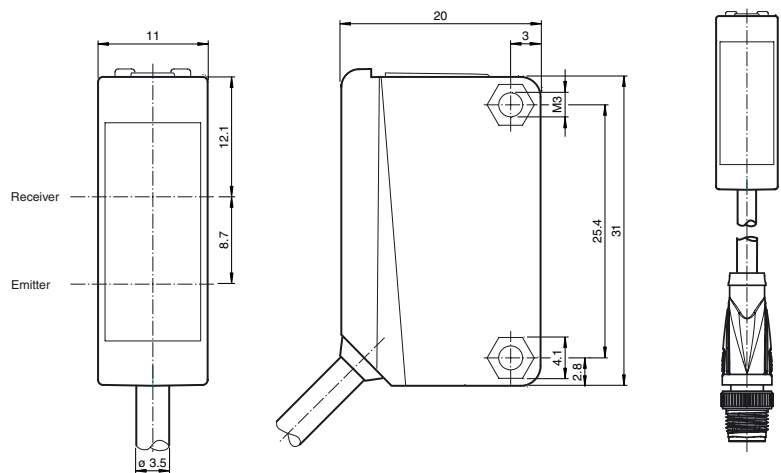
Features

- Diffuse mode sensor with multiple light spots
- Specially designed for detecting critical objects such as PCBs
- Miniature design
- Detects objects in front of a close background through precise background suppression
- Can be adapted to the application in question thanks to the adjustable detection range
- Precision object detection, almost irrespective of the color
- Not sensitive to ambient light, even with switched energy saving lamps

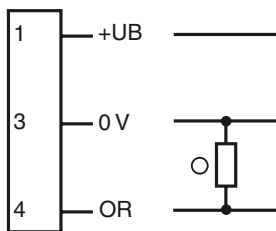
Product information

The ML100 series is characterized by its miniature housing with integral, all-metal threaded bushings. All versions are equipped with a visible red transmitter LED. This greatly simplifies installation and commissioning. The switching states are easily visible from all directions thanks to the highly visible LEDs.

Dimensions

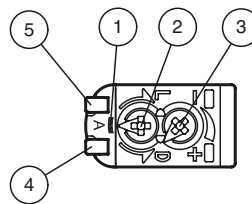


Electrical connection



○ = Light on
● = Dark on

Indicators/operating means



1	Alignment Mode	
2	Light-Dark-switching	
3	Sensitivity adjuster	
4	Signal display	yellow
5	Operating display	green

Release date: 2016-07-19 14:26 Date of issue: 2016-07-19 258449_eng.xml

Technical data**General specifications**

Detection range	20 ... 100 mm
Detection range min.	10 ... 25 mm
Detection range max.	25 ... 100 mm
Adjustment range	25 ... 100 mm
Reference target	standard white, 100 mm x 100 mm
Light source	LED
Light type	modulated visible red light
Polarization filter	no
Black/White difference (6%/90%)	< 20 %
Diameter of the light spot	3 light spots, spotsize 4 mm at a distance of 50 mm, spots are 8 mm apart; spotsize 2.5 mm at a distance of 80 mm, spots are 12 mm apart; spotsize 4 mm at a distance of 100 mm, spots are 15 mm apart
Optical face	frontal
Ambient light limit	EN 60947-5-2:2007+A1:2012

Functional safety related parameters

MTTF _d	1100 a
Mission Time (T _M)	20 a
Diagnostic Coverage (DC)	0 %

Indicators/operating means

Operation indicator	LED green: power on
Function indicator	LED yellow: lights when object is detected, flashes when in adjustment mode
Control elements	Sensing range adjuster
Control elements	Light-on/dark-on changeover switch

Electrical specifications

Operating voltage	U _B	10 ... 30 V DC
Ripple		max. 10 %
No-load supply current	I ₀	< 15 mA

Output

Switching type	The switching type of the sensor is adjustable. The default setting is: light on	
Signal output	1 PNP output, short-circuit protected, reverse polarity protected, open collector	
Switching voltage	max. 30 V DC	
Switching current	max. 100 mA, resistive load	
Voltage drop	U _d	≤ 1.5 V DC
Switching frequency	f	500 Hz
Response time	1 ms	

Ambient conditions

Ambient temperature	-30 ... 60 °C (-22 ... 140 °F)
Storage temperature	-40 ... 70 °C (-40 ... 158 °F)

Mechanical specifications

Degree of protection	IP67
Connection	400 mm pigtail with M8 connector, 3-pin
Material	
Housing	PC (Polycarbonate)
Optical face	PMMA
Mass	approx. 50 g
Tightening torque, fastening screws	0.6 Nm
Cable length	2 m

Compliance with standards and directives

Directive conformity	
EMC Directive 2004/108/EC	EN 60947-5-2:2007+A1:2012
Standard conformity	
Standards	UL 60947-5-2

Approvals and certificates

UL approval	cULus Listed, Class 2 Power Source or listed Power Supply with a limited voltage output with (maybe integrated) fuse (max. 3.3 A according UL248), Type 1 enclosure
CCC approval	CCC approval / marking not required for products rated ≤36 V

Accessories**OMH-ML100-01**

Mounting aid for ML100 series, Mounting bracket

OMH-ML100-02

Mounting aid for ML100 series, Mounting bracket

OMH-ML100-03

Mounting aid for round steel ø 12 mm or sheet 1.5 mm ... 3 mm

OMH-ML100-04

Mounting aid for ML100 series, Mounting bracket

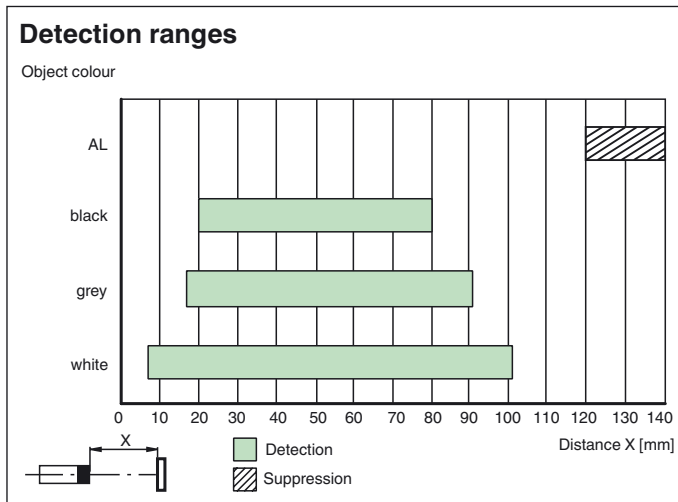
OMH-ML100-05

Mounting aid for ML100 series, Mounting bracket

OMH-ML100-08

Mounting aid for ML100 series, Snap-in

Other suitable accessories can be found at



Configuration Information

Setting mode (A-Mode):

A-Mode is an additional switch position that is integrated into the light ON/dark ON switch. A-Mode is located between position L and position D. A-Mode is a help mode which enables you to detect whether all three light spots are directed onto the object.

If A-Mode is selected, the yellow signal indicator LED flashes; the number of times that the LED flashes equates to the number of detected light spots.

The following scenarios exist:

- No flashing/LED off: No light spots detected
- Fast flashing (8 Hz): One light spot detected
- Slow flashing (4 Hz): Two light spots detected
- Static illumination/LED on: Three light spots detected

As soon as you exit A-Mode, the yellow LEDs light up in the standard manner again.